

Getting Started

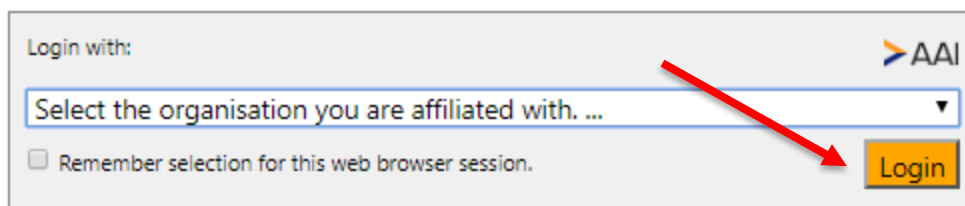
Edition/review of module descriptions on Moodle

19.09.2019

1. Moodle Login

- <https://moodle.msengineering.ch>
- Select the organisation you are affiliated with
- Press the orange login button
- Enter username and password from your UAS account (Switch AAI)

Log in

A screenshot of the Moodle login interface. It features a 'Login with:' label, a dropdown menu with the text 'Select the organisation you are affiliated with. ...', a checkbox labeled 'Remember selection for this web browser session.', and an orange 'Login' button. A red arrow points from the dropdown menu to the 'Login' button. In the top right corner, there is a logo for 'AAI'.

Recommendation: Use Google Chrome as Browser

➔ Course Moodle descriptions: <https://moodle.msengineering.ch/course/view.php?id=939>

2. Background material

You will find **further guidance** on edition requirements and process under:

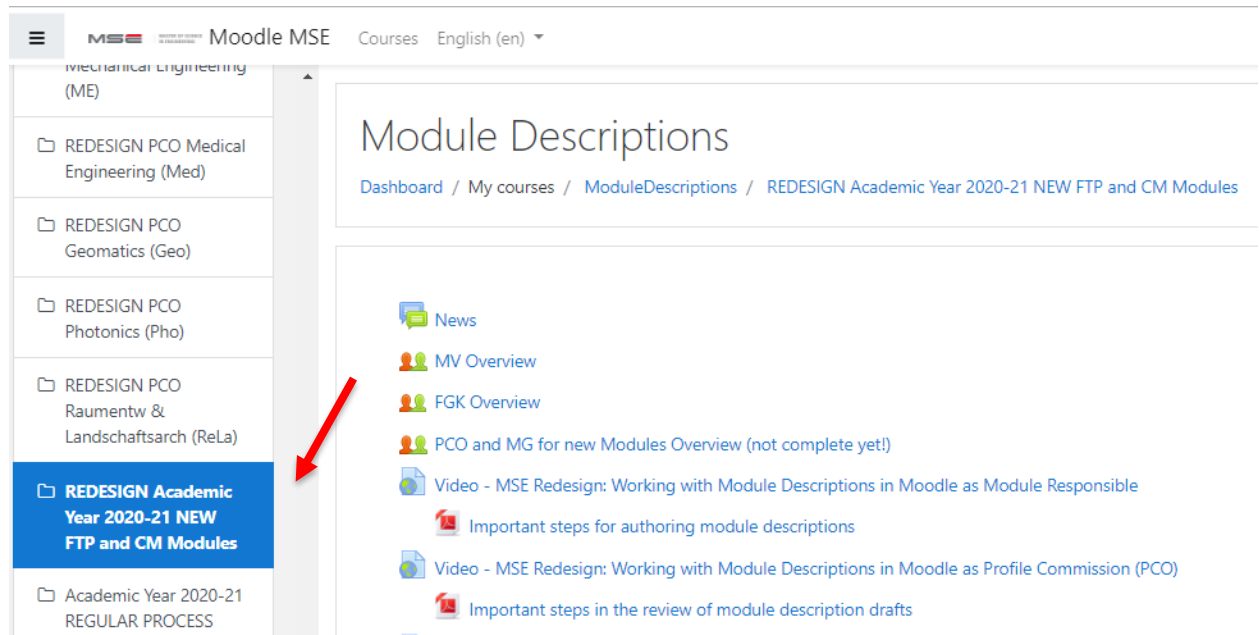
<https://moodle.msengineering.ch/course/view.php?id=939§ion=1>

Information Materials

- Module_Group_Members_V23_2019_11_14
- MSE_PCO_Members
- Assignment for new and adapted modules (Redesign)
- KickOffs
- Module Specifications from PCO
- Profile Descriptions
- Edition Guide Regular Process
- General Principles
- Tips & Tricks for Editors

A: For edition of new or adapted CM/FTP modules (Redesign process - mandatory)

1. Choose the related Section in the left menu:
<https://moodle.msengineering.ch/course/view.php?id=939§ion=17> (direct Link)

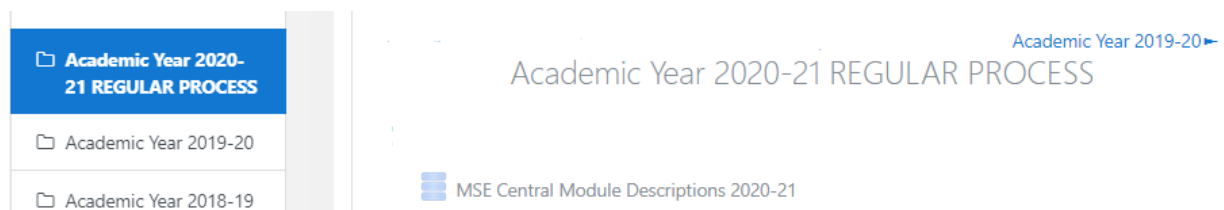


2. Select your module in the related database

 [MSE Central Module Descriptions 2020-21 Redesign TSM Modules](#)

B: For edition of all modules offered before Redesign (optional)

1. Choose "Academic Year 2020-21 – Regular Process"
<https://moodle.msengineering.ch/course/view.php?id=939§ion=18>



2. Select your module in the related database
<https://moodle.msengineering.ch/mod/data/view.php?id=76839>